

MagFlux[®]

ELECTROMAGNETIC FLOWMETERS

BROCHURE

EN 3.05 MAGFLUX BROCHURE 1401



mjk
a xylem brand



PROVEN AND RELIABLE FLOW MEASUREMENT


MJK MagFlux® flow meters combine high accuracy, stability and low maintenance.

Without moving parts, straight through flow sensor and self-cleaning electrodes there is virtually never any need for maintenance, there is no influence on the flow rate, and no pressure drop because of the flow sensor.

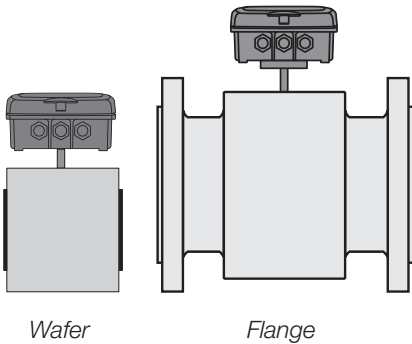
MagFlux® flow meters use a tested and approved sensing technology giving linear readings over a large range in closed pressurized pipe systems.



www.mjk.com



LARGE SELECTION OF SIZES AND MATERIALS



Wafer

Flange

MagFlux® is available in sizes from DN 3 to DN 1400 (1/8" to 56") with standard lay lengths and standard EN, ANSI, AS and JIS pipe connections.




Model	7100	7200	7300	7400	7600
Mounting	Flange	Flange	Wafer	Wafer	Flange
Liner	PTFE	Hard rubber	PTFE	Hard rubber	Soft rubber
DN3 / 1/8"			•		
DN6 / 1/4"			•		
DN8 / 5/16"			•		
DN10 / 3/8"			•		
DN15 / 1/2"	•	•	•	•	•
DN20 / 3/4"	•	•	•	•	•
DN25 / 1"	•	•	•	•	•
DN32 / 1 1/4"	•	•	•	•	•
DN40 / 1 1/2"	•	•	•	•	•
DN50 / 2"	•	•	•	•	•
DN65 / 2 1/2"	•	•	•	•	•
DN80 / 3"	•	•	•	•	•
DN100 / 4"	•	•	•	•	•
DN125 / 5"	•	•	•	•	•
DN150 / 6"	•	•	•	•	•
DN200 / 8"	•	•	•	•	•
DN250 / 10"	•	•			•
DN300 / 12"	•	•			•
DN350 / 14"	•	•			•
DN400 / 16"	•	•			•
DN450 / 18"	•	•			•
DN500 / 20"	•	•			•
DN600 / 24"	•	•			•
DN700 / 28"	•	•			•
DN800 / 32"	•	•			•
DN900 / 36"		•			•
DN1000 / 40"		•			•
DN1200 / 48"		•			•
DN1400 / 56"		•			•

A BREAKTHROUGH IN SENSOR SET-UP SIMPLICITY

MJK's unique registration code for each sensor feeds all the necessary data into the meters electronics. In a matter of seconds the registration is completed, and the sensor characteristics and meter electronics are fully matched and ready to perform flow measurements.

It is safer than other systems that require memory chips that get lost or damaged, or complicated procedures requiring external equipment that have potential for mistakes.

MagFlux® sensor direction is also configured in the electronics, so there is no way to install a sensor backwards.



66NQ10

REGISTRATION CODE

COMPREHENSIVE FLOW AND BATCH CONTROL FUNCTIONS



The MagFlux® Converter has one 4 - 20 mA output, two relays for control and alarms, one digital input for batch or alarm reset, keypad start and stop of batch counters and reset of counters, totalizers and alarms. Pop-up windows alert the user about operational and alarm functions which are automatically logged and easily reset.

Batching, batch counters, forward, reverse and net totalizers and non-resettable totalizers are all on-board and easy to configure.

With its cell-phone like navigation, finding and managing these features is simple, but you can also password protect your settings.

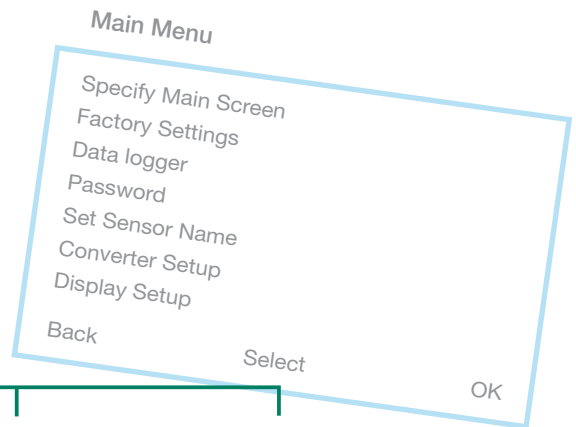
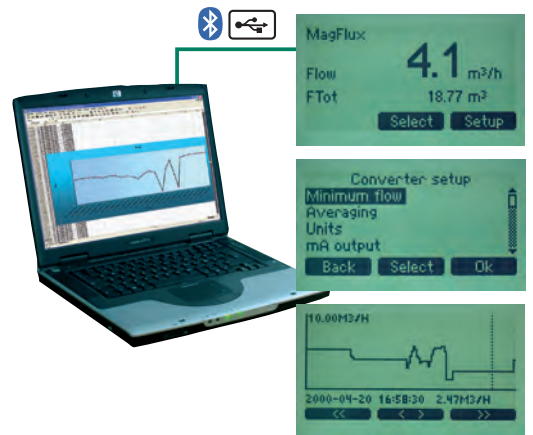


BEST-IN-CLASS DATA LOGGING AND NETWORKING

MagFlux® is the first to bring you an on-board electronic chart recorder that graphs flow rates and shows the date, time and flow rate for each data point. Behind the scene is a data logger that you set up with the data logging interval. To capture data for your permanent records simply use the USB connection or Bluetooth® (optional) in the MagFlux® Display and the MJK Field Link freeware. This delivers not only the graphed data, but also a CSV data file (up to 160,000 data points) that you can open with MS Excel on your PC.

For SCADA users MJK provides RS-485 communication with Modbus protocol along with registers, so that several MJK MagFlux® flow meters can be operated seamlessly from a control room.

MagFlux® never gets out of date. The USB port also allows for uploading of new software, features and several different languages from a PC.



PROFI[®]
BUS **Modbus**



LOCATE AND CONFIGURE MAGFLUX YOUR WAY



MagFlux® Converter and Display can stay locally with the flow sensor or can be installed remotely.

A single Display can be used for set-up, viewing and data logging for one, two, three, or four Converters and Sensors in their own network to save space and cost.

The Display can be up to 1000 m (3000 ft) from a Converter, allowing the Converter to be where the electrical and control connections are, while the Display can be where the operators are.


The Converter can be separated from the sensor, too! This allows for even more flexibility to locate the Converter, where electrical connections are needed and out of danger from submersion, burial or other hazards.

Wall mounting or panel mounting is possible for all MagFlux® electronic units.

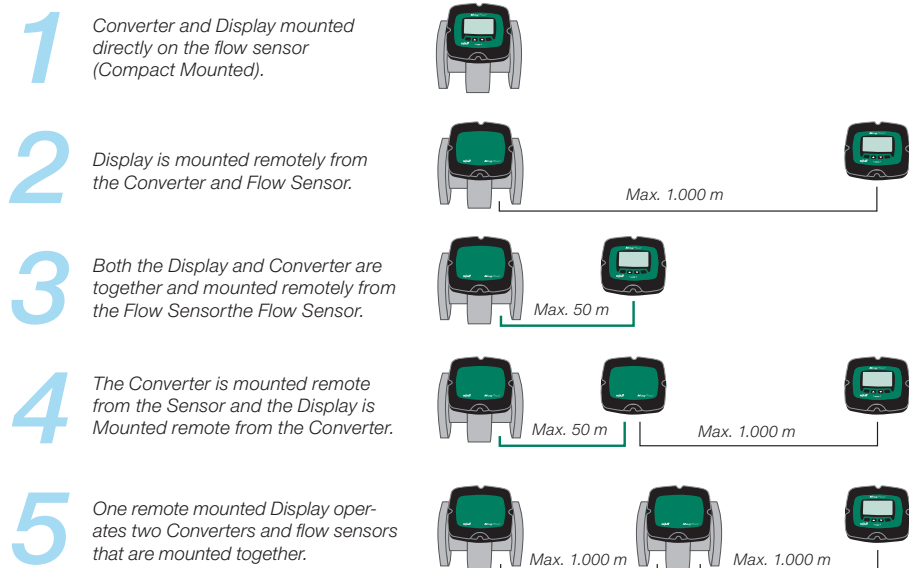
COMPACT MOUNTED



PANEL MOUNTING



WALL MOUNTING



MagFlux® Sensor	
Mounting	Flange or wafer
Materials	Housing: Painted carbon or stainless steel Liner: Hard rubber, soft rubber or PTFE Electrode: Stainless steel 1.4571 (AISI 316). On order Hastelloy, titanium or platinum
Built-in grounding electrode	≥ DN 50
Accuracy	Better than ± 0,25%
Temperature	Liquid: -20 to +150° C / -5 to +302° F, depending of type. Surroundings: -20 to +60° C / -5 to +140° F (converter mounted on sensor) -20 to +80° C / 14 to +176° F (converter remote mounted)
Enclosure	IP 67 (with gel potting IP 68) / NEMA 4X (with gel potting NEMA 6P)

MagFlux® Converter	
Accuracy	± 0,1% of measurement (system accuracy better than ± 0,25 %)
Input	From MagFlux® sensor
Analog output	One active 4 - 20 mA, galvanic isolated (max. 800 Ω)
Digital output	One voltage-free, electromechanical relay (max. 50 V DC / 1 A) One optically isolated (max. 50 V AC / V DC / 120 mA)
Digital input	One digital input. Max. 30 V DC
Communication	Modbus® RTU-mode, 9600 baud, 2-wire RS 485, slave-mode
Datalogger	Display 160,000 logs with date, time, value and daily totals
Interface	RS 485 for connection to Display Unit or PLC.
Power supply	24 V AC, 50 / 60 Hz ± 10 % or 10 - 30 V DC or 230 / 115 V AC, 50 / 60 Hz ± 10 %
Power consumption	Max. 10 W
Cabinet materials	Polycarbonate, glass reinforced
Enclosure rating	IP 67 / NEMA 4X



MJK Automation ApS
Byageren 7
DK-2850 Nærum
Denmark
Tel +45 45 56 06 56
Fax +45 45 56 06 46
www.mjk.com



Connect, MµConnect, Chatter, MagFlux, Oxix, pHix compact, Shuttle and SuSix are registered trademarks of MJK Automation ApS.
© 2014 Xylem, Inc. BROCHURE Magflux 01 2014